

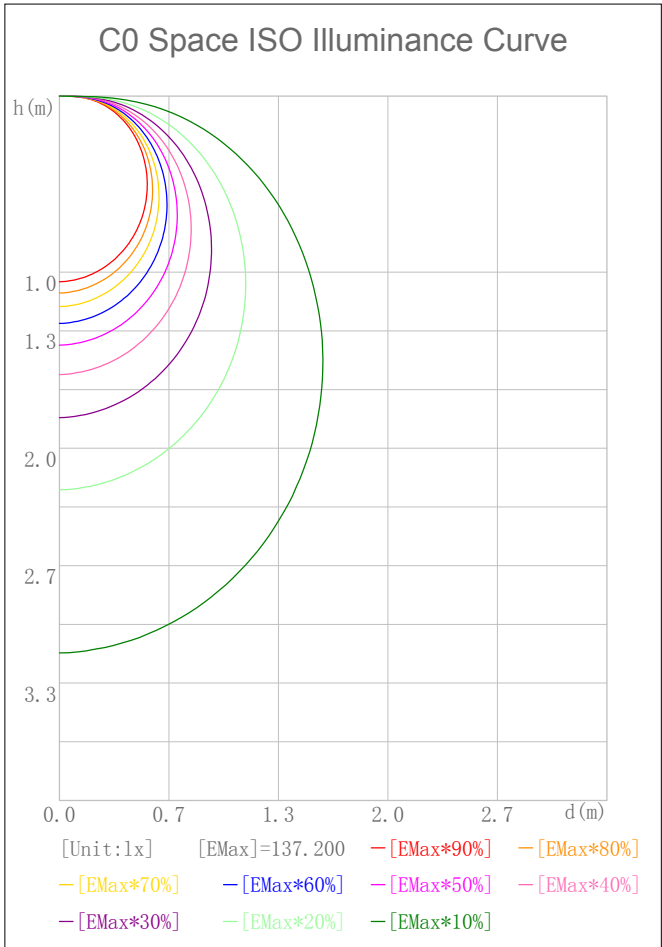
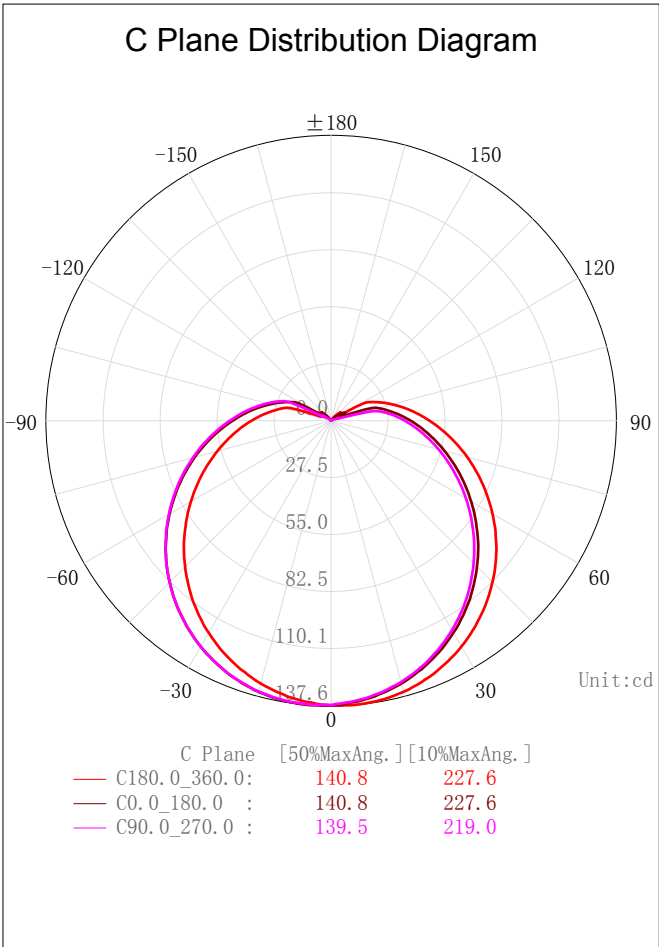
Indoor Luminaire Photometric Data

Description Information

Luminary Name:WL02-09-XX-03 2700K RA90 150D		Lum. Catalog:	Test ID: 01
Lamp Name:		Lamp Catalog: LED	Test Date: 2022/02/21
Manufacture: Shenzhen Norming Lightin		Shld. Ang(°):	Test Machine:GON-2000
Test Lab: Quality Department		Frequency (Hz):	Lamp CCT (K): Ra:
Lum. Size (W*L*H):0.100m*0.000m*-0.100m		Lum. Area (m2):0.063	Lum. W (kg): 0.000
Test System: C, γ	Test Step: C=90.0 γ=1.0	Temp. (°C): 25	Humidity(%):

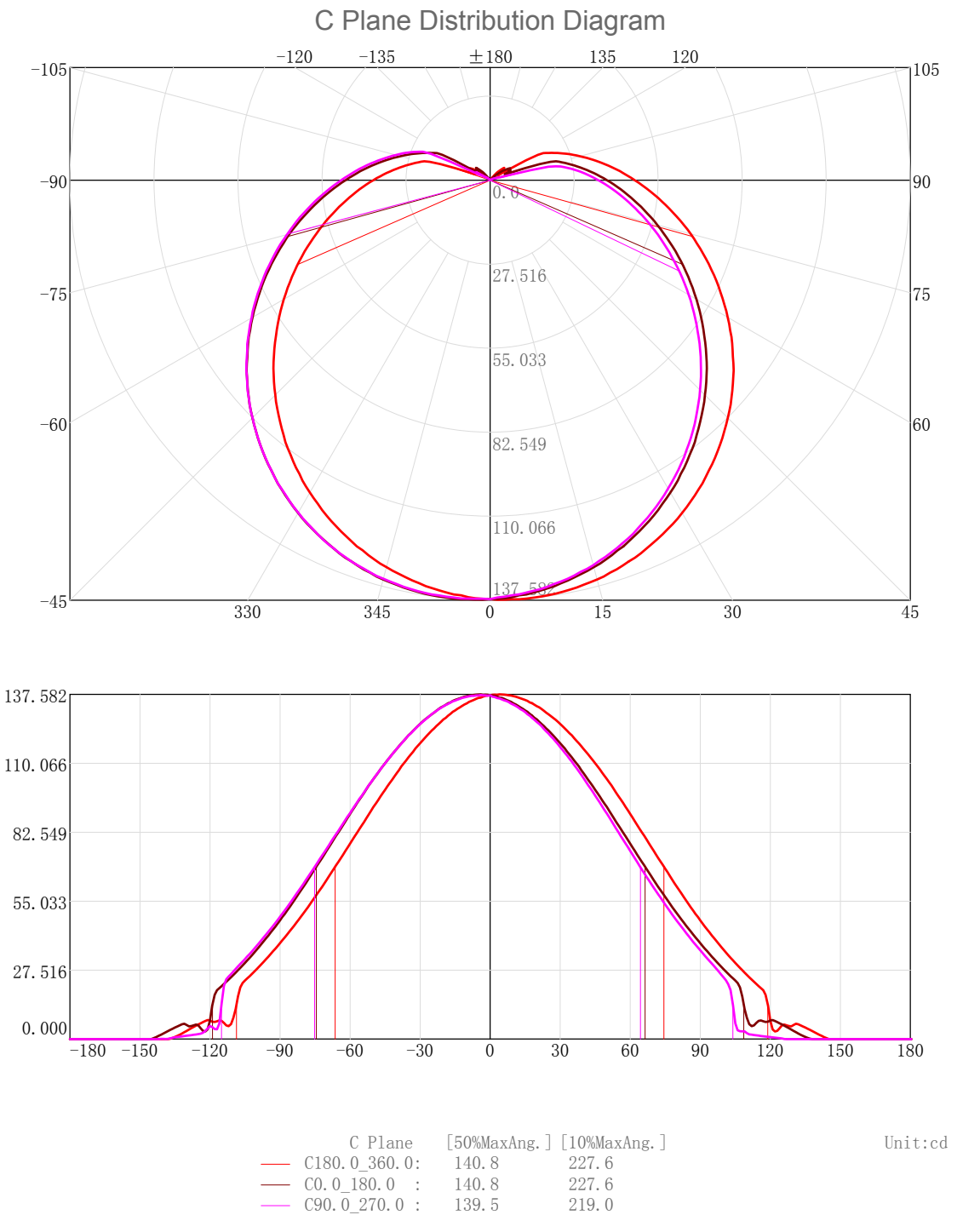
Character Parameter

Lamp Speciality Parameter		Luminaire Speciality Parameter	
Rated Flux(lm): 617.490	Luminary Flux(lm): 617.488	Field Angle(10%Imax): 227.6(°)	
Rated Power(W):	Luminary Efficiency: 100.00%	Down Lumens&Percent: 537.002lm 86.97%	
Rated Voltage(V):	Luminary EER(lm/W): 72.272	Up Lumens&Percent: 80.486lm 13.03%	
Tested Power(W): 8.544	Max. Candela(cd): 137.582	S/MH: C0_a180=1.325 C90_270=1.317	
Lamps' Inside: 1	Max Cand@Ang. (°): C=180.0 γ=4.0	CIE Type: General Diffuse	
Tested Electrics (V, A, pf):240.9, 0.039	Beam Angle(50%Imax): 140.8(°)	ErP ϕ use(120°): 342.658lm	
Lamp Size (W*L*H):0.100m*0.000m*-0.100m	Left=-66.4°, Right=74.4°	IRF(%): 101.281	



2D Plane Light Intensity Distribution Curve

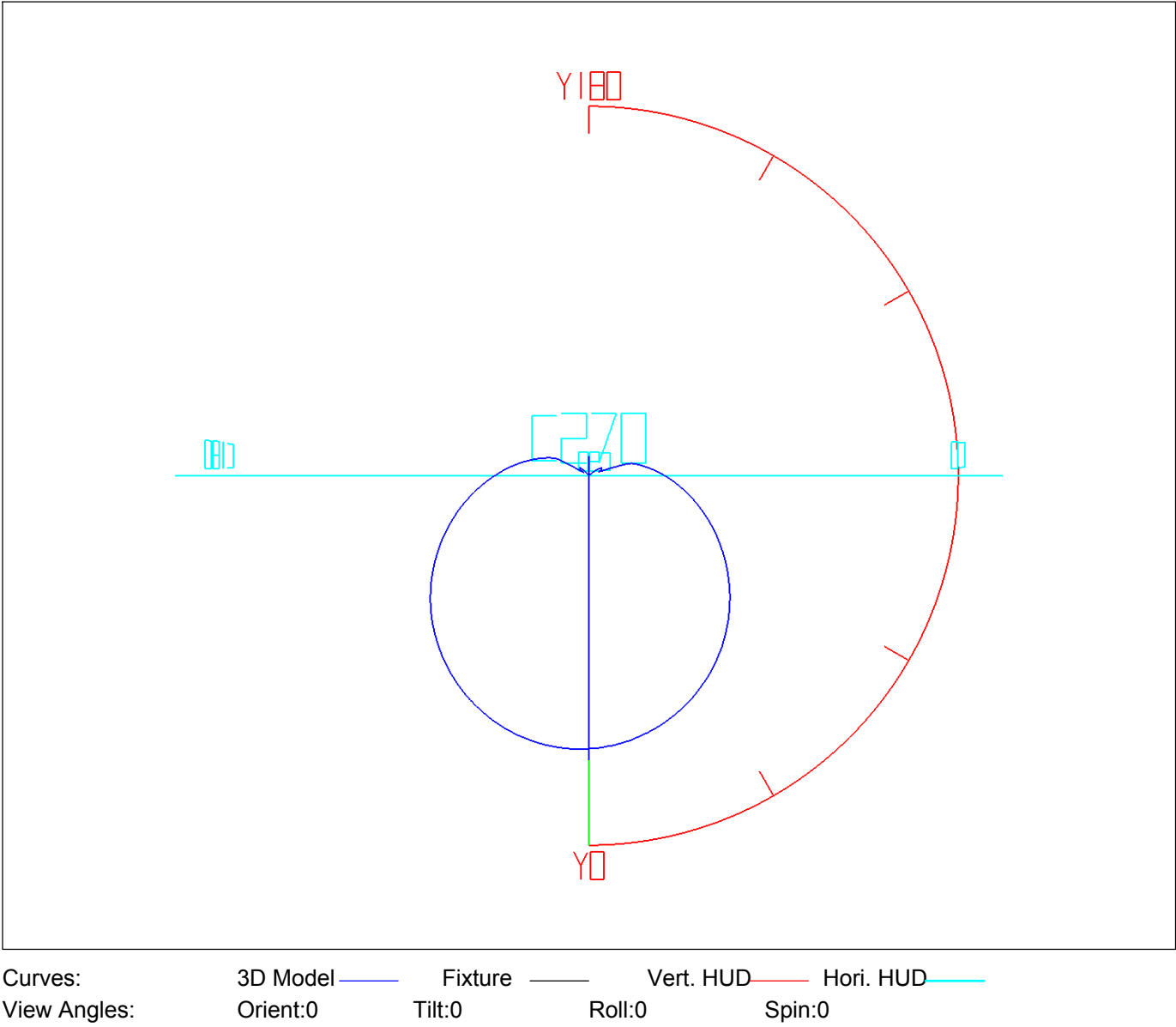
Lum. Name: WL02-09-XX-03 2700K RA90 150D	Lum. Catalog:	Test ID: 01
Lamp Name:	Lamp Catalog: LED	Test Lab: Quality Department
Manufacture: Shenzhen Norming Lightin	Test Machine:GON-2000	Test Date: 2022/02/21



3D Light Intensity Distribution Modal

Lum. Name: WL02-09-XX-03 2700K RA90 150D	Lum. Catelog:	Test ID: 01
Lamp Name:	Lamp Catelog: LED	Test Lab: Quality Department
Manufacture: Shenzhen Norming Lightin	Test Machine:GON-2000	Test Date: 2022/02/21

3D Light Intensity Distribution Modal



IES Indoor Report

Photometric Filename:WL02-09-XX-03 2700K RA90 150D.IES

Zonal Flux Tabulation

Zone(γ)	Zone Flux (lm)	Sums Flux (lm)	Zone%Lamp	Sums%Lamp	Zone(γ)	Zone Flux (lm)	Sums Flux (lm)	Zone%Lamp	Sums%Lamp
0.0-1.0	0.13	0.13	0.02	0.02	47.0-48.0	8.16	245.78	1.32	39.80
1.0-2.0	0.39	0.52	0.06	0.08	48.0-49.0	8.18	253.96	1.32	41.13
2.0-3.0	0.66	1.18	0.11	0.19	49.0-50.0	8.19	262.15	1.33	42.45
3.0-4.0	0.92	2.10	0.15	0.34	50.0-51.0	8.19	270.35	1.33	43.78
4.0-5.0	1.18	3.27	0.19	0.53	51.0-52.0	8.19	278.54	1.33	45.11
5.0-6.0	1.43	4.71	0.23	0.76	52.0-53.0	8.18	286.72	1.33	46.43
6.0-7.0	1.69	6.40	0.27	1.04	53.0-54.0	8.16	294.88	1.32	47.75
7.0-8.0	1.95	8.35	0.32	1.35	54.0-55.0	8.14	303.02	1.32	49.07
8.0-9.0	2.20	10.55	0.36	1.71	55.0-56.0	8.11	311.13	1.31	50.39
9.0-10.0	2.45	13.00	0.40	2.10	56.0-57.0	8.08	319.21	1.31	51.69
10.0-11.0	2.70	15.70	0.44	2.54	57.0-58.0	8.04	327.25	1.30	53.00
11.0-12.0	2.94	18.64	0.48	3.02	58.0-59.0	7.99	335.24	1.29	54.29
12.0-13.0	3.19	21.83	0.52	3.53	59.0-60.0	7.94	343.18	1.29	55.58
13.0-14.0	3.42	25.25	0.55	4.09	60.0-61.0	7.88	351.06	1.28	56.85
14.0-15.0	3.66	28.91	0.59	4.68	61.0-62.0	7.82	358.88	1.27	58.12
15.0-16.0	3.89	32.80	0.63	5.31	62.0-63.0	7.75	366.63	1.25	59.37
16.0-17.0	4.12	36.92	0.67	5.98	63.0-64.0	7.68	374.30	1.24	60.62
17.0-18.0	4.34	41.26	0.70	6.68	64.0-65.0	7.60	381.90	1.23	61.85
18.0-19.0	4.56	45.81	0.74	7.42	65.0-66.0	7.52	389.42	1.22	63.06
19.0-20.0	4.77	50.58	0.77	8.19	66.0-67.0	7.43	396.85	1.20	64.27
20.0-21.0	4.98	55.56	0.81	9.00	67.0-68.0	7.34	404.18	1.19	65.46
21.0-22.0	5.18	60.74	0.84	9.84	68.0-69.0	7.24	411.43	1.17	66.63
22.0-23.0	5.38	66.12	0.87	10.71	69.0-70.0	7.14	418.57	1.16	67.79
23.0-24.0	5.57	71.68	0.90	11.61	70.0-71.0	7.04	425.62	1.14	68.93
24.0-25.0	5.75	77.43	0.93	12.54	71.0-72.0	6.94	432.55	1.12	70.05
25.0-26.0	5.93	83.37	0.96	13.50	72.0-73.0	6.83	439.38	1.11	71.16
26.0-27.0	6.11	89.47	0.99	14.49	73.0-74.0	6.72	446.10	1.09	72.24
27.0-28.0	6.27	95.75	1.02	15.51	74.0-75.0	6.61	452.71	1.07	73.31
28.0-29.0	6.43	102.18	1.04	16.55	75.0-76.0	6.49	459.20	1.05	74.37
29.0-30.0	6.59	108.77	1.07	17.61	76.0-77.0	6.37	465.57	1.03	75.40
30.0-31.0	6.74	115.51	1.09	18.71	77.0-78.0	6.25	471.82	1.01	76.41
31.0-32.0	6.88	122.39	1.11	19.82	78.0-79.0	6.13	477.95	0.99	77.40
32.0-33.0	7.01	129.40	1.14	20.96	79.0-80.0	6.01	483.96	0.97	78.38
33.0-34.0	7.14	136.54	1.16	22.11	80.0-81.0	5.88	489.84	0.95	79.33
34.0-35.0	7.26	143.80	1.18	23.29	81.0-82.0	5.75	495.59	0.93	80.26
35.0-36.0	7.37	151.17	1.19	24.48	82.0-83.0	5.63	501.22	0.91	81.17
36.0-37.0	7.48	158.65	1.21	25.69	83.0-84.0	5.50	506.72	0.89	82.06
37.0-38.0	7.58	166.22	1.23	26.92	84.0-85.0	5.37	512.09	0.87	82.93
38.0-39.0	7.67	173.89	1.24	28.16	85.0-86.0	5.24	517.33	0.85	83.78
39.0-40.0	7.75	181.64	1.26	29.42	86.0-87.0	5.11	522.44	0.83	84.61
40.0-41.0	7.83	189.47	1.27	30.68	87.0-88.0	4.98	527.43	0.81	85.41
41.0-42.0	7.90	197.36	1.28	31.96	88.0-89.0	4.85	532.28	0.79	86.20
42.0-43.0	7.96	205.32	1.29	33.25	89.0-90.0	4.72	537.00	0.76	86.97
43.0-44.0	8.01	213.33	1.30	34.55	90.0-91.0	4.59	541.59	0.74	87.71
44.0-45.0	8.06	221.39	1.30	35.85	91.0-92.0	4.46	546.06	0.72	88.43
45.0-46.0	8.10	229.49	1.31	37.16	92.0-93.0	4.34	550.39	0.70	89.13
46.0-47.0	8.14	237.62	1.32	38.48	93.0-94.0	4.21	554.60	0.68	89.82

IES Indoor Report

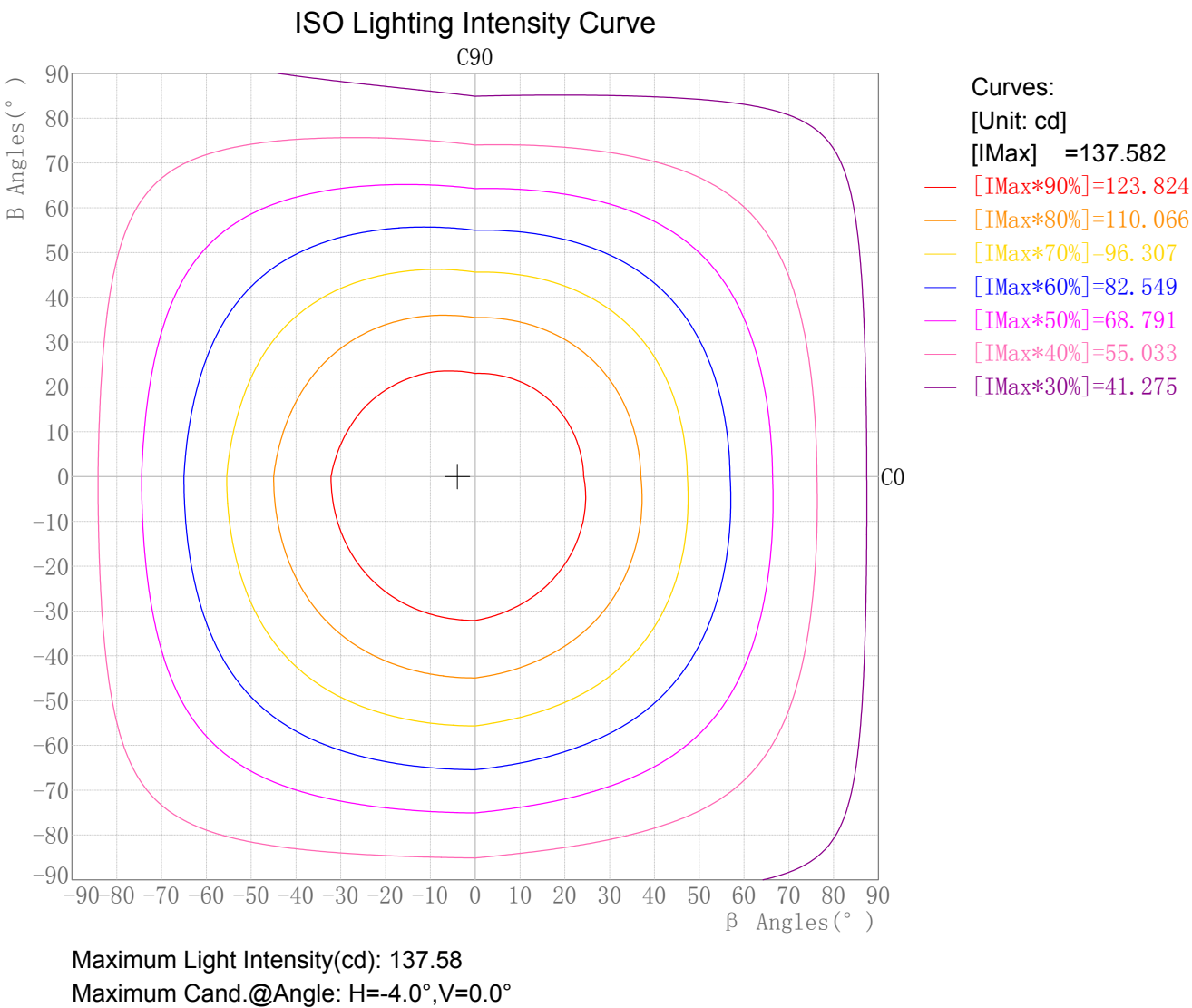
Photometric Filename:WL02-09-XX-03 2700K RA90 150D.IES

Zonal Flux Tabulation - (Cont.)

Zone(γ)	Zone Flux (lm)	Sums Flux (lm)	Zone%Lamp	Sums%Lamp	Zone(γ)	Zone Flux (lm)	Sums Flux (lm)	Zone%Lamp	Sums%Lamp
94.0-95.0	4.08	558.69	0.66	90.48	141.0-142.0	0.03	617.46	0.00	99.99
95.0-96.0	3.96	562.65	0.64	91.12	142.0-143.0	0.02	617.47	0.00	100.00
96.0-97.0	3.83	566.47	0.62	91.74	143.0-144.0	0.01	617.48	0.00	100.00
97.0-98.0	3.70	570.18	0.60	92.34	144.0-145.0	0.00	617.49	0.00	100.00
98.0-99.0	3.57	573.75	0.58	92.92	145.0-146.0	0.00	617.49	0.00	100.00
99.0-100.0	3.45	577.20	0.56	93.48	146.0-147.0	0.00	617.49	0.00	100.00
100.0-101.0	3.32	580.52	0.54	94.01	147.0-148.0	0.00	617.49	0.00	100.00
101.0-102.0	3.19	583.72	0.52	94.53	148.0-149.0	0.00	617.49	0.00	100.00
102.0-103.0	3.05	586.76	0.49	95.02	149.0-150.0	0.00	617.49	0.00	100.00
103.0-104.0	2.84	589.61	0.46	95.48	150.0-151.0	0.00	617.49	0.00	100.00
104.0-105.0	2.58	592.19	0.42	95.90	151.0-152.0	0.00	617.49	0.00	100.00
105.0-106.0	2.36	594.54	0.38	96.28	152.0-153.0	0.00	617.49	0.00	100.00
106.0-107.0	2.22	596.76	0.36	96.64	153.0-154.0	0.00	617.49	0.00	100.00
107.0-108.0	2.08	598.84	0.34	96.98	154.0-155.0	0.00	617.49	0.00	100.00
108.0-109.0	1.90	600.74	0.31	97.29	155.0-156.0	0.00	617.49	0.00	100.00
109.0-110.0	1.72	602.46	0.28	97.57	156.0-157.0	0.00	617.49	0.00	100.00
110.0-111.0	1.57	604.02	0.25	97.82	157.0-158.0	0.00	617.49	0.00	100.00
111.0-112.0	1.46	605.48	0.24	98.05	158.0-159.0	0.00	617.49	0.00	100.00
112.0-113.0	1.39	606.87	0.22	98.28	159.0-160.0	0.00	617.49	0.00	100.00
113.0-114.0	1.32	608.19	0.21	98.49	160.0-161.0	0.00	617.49	0.00	100.00
114.0-115.0	1.19	609.38	0.19	98.69	161.0-162.0	0.00	617.49	0.00	100.00
115.0-116.0	0.98	610.36	0.16	98.85	162.0-163.0	0.00	617.49	0.00	100.00
116.0-117.0	0.82	611.18	0.13	98.98	163.0-164.0	0.00	617.49	0.00	100.00
117.0-118.0	0.75	611.93	0.12	99.10	164.0-165.0	0.00	617.49	0.00	100.00
118.0-119.0	0.67	612.60	0.11	99.21	165.0-166.0	0.00	617.49	0.00	100.00
119.0-120.0	0.56	613.16	0.09	99.30	166.0-167.0	0.00	617.49	0.00	100.00
120.0-121.0	0.44	613.60	0.07	99.37	167.0-168.0	0.00	617.49	0.00	100.00
121.0-122.0	0.36	613.96	0.06	99.43	168.0-169.0	0.00	617.49	0.00	100.00
122.0-123.0	0.32	614.27	0.05	99.48	169.0-170.0	0.00	617.49	0.00	100.00
123.0-124.0	0.30	614.57	0.05	99.53	170.0-171.0	0.00	617.49	0.00	100.00
124.0-125.0	0.30	614.88	0.05	99.58	171.0-172.0	0.00	617.49	0.00	100.00
125.0-126.0	0.30	615.17	0.05	99.62	172.0-173.0	0.00	617.49	0.00	100.00
126.0-127.0	0.28	615.45	0.04	99.67	173.0-174.0	0.00	617.49	0.00	100.00
127.0-128.0	0.25	615.70	0.04	99.71	174.0-175.0	0.00	617.49	0.00	100.00
128.0-129.0	0.23	615.93	0.04	99.75	175.0-176.0	0.00	617.49	0.00	100.00
129.0-130.0	0.22	616.15	0.04	99.78	176.0-177.0	0.00	617.49	0.00	100.00
130.0-131.0	0.21	616.37	0.03	99.82	177.0-178.0	0.00	617.49	0.00	100.00
131.0-132.0	0.20	616.57	0.03	99.85	178.0-179.0	0.00	617.49	0.00	100.00
132.0-133.0	0.18	616.74	0.03	99.88	179.0-180.0	0.00	617.49	0.00	100.00
133.0-134.0	0.15	616.89	0.02	99.90					
134.0-135.0	0.13	617.03	0.02	99.92					
135.0-136.0	0.11	617.13	0.02	99.94					
136.0-137.0	0.09	617.22	0.01	99.96					
137.0-138.0	0.07	617.29	0.01	99.97					
138.0-139.0	0.06	617.35	0.01	99.98					
139.0-140.0	0.05	617.39	0.01	99.98					
140.0-141.0	0.04	617.43	0.01	99.99					

Rectangle ISO Lighting Intensity Diagram

Lum. Name: WL02-09-XX-03 2700K RA90 150D	Lum. Catalog:	Test ID: 01
Lamp Name:	Lamp Catalog: LED	Test Lab: Quality Department
Manufacture: Shenzhen Norming Lightin	Test Machine:GON-2000	Test Date: 2022/02/21

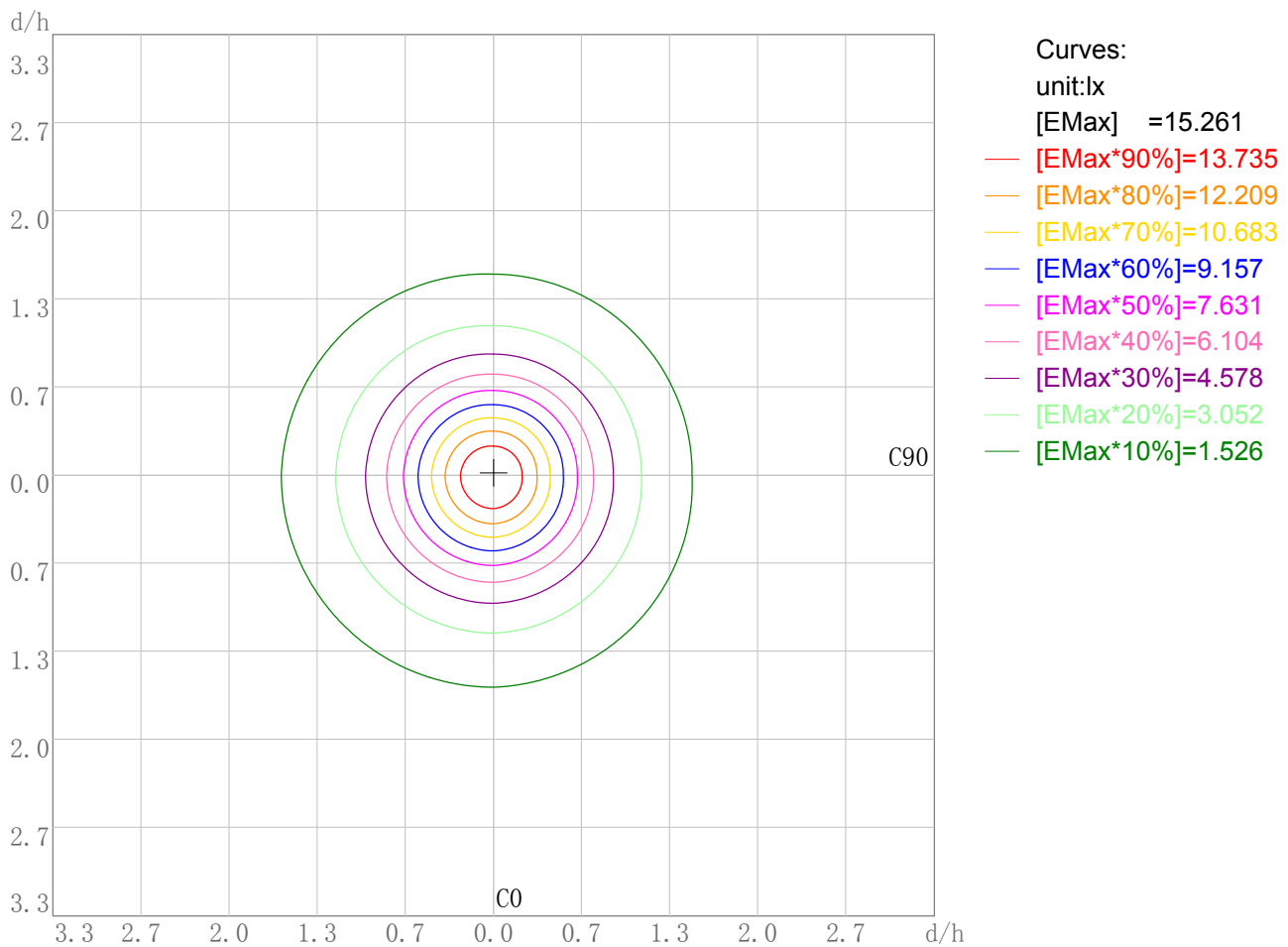


Photometric Filename:WL02-09-XX-03 2700K RA90 150D.IES

Plane ISO-Illuminance Diagram

Lum. Name: WL02-09-XX-03 2700K RA90 150D	Lum. Catalog:	Test ID: 01
Lamp Name:	Lamp Catalog: LED	Test Lab: Quality Department
Manufacture: Shenzhen Norming Lightin	Test Machine:GON-2000	Test Date: 2022/02/21

Plane ISO-Illuminance Curve



Working Plane Luminaire Mounting Height(m): 3.00

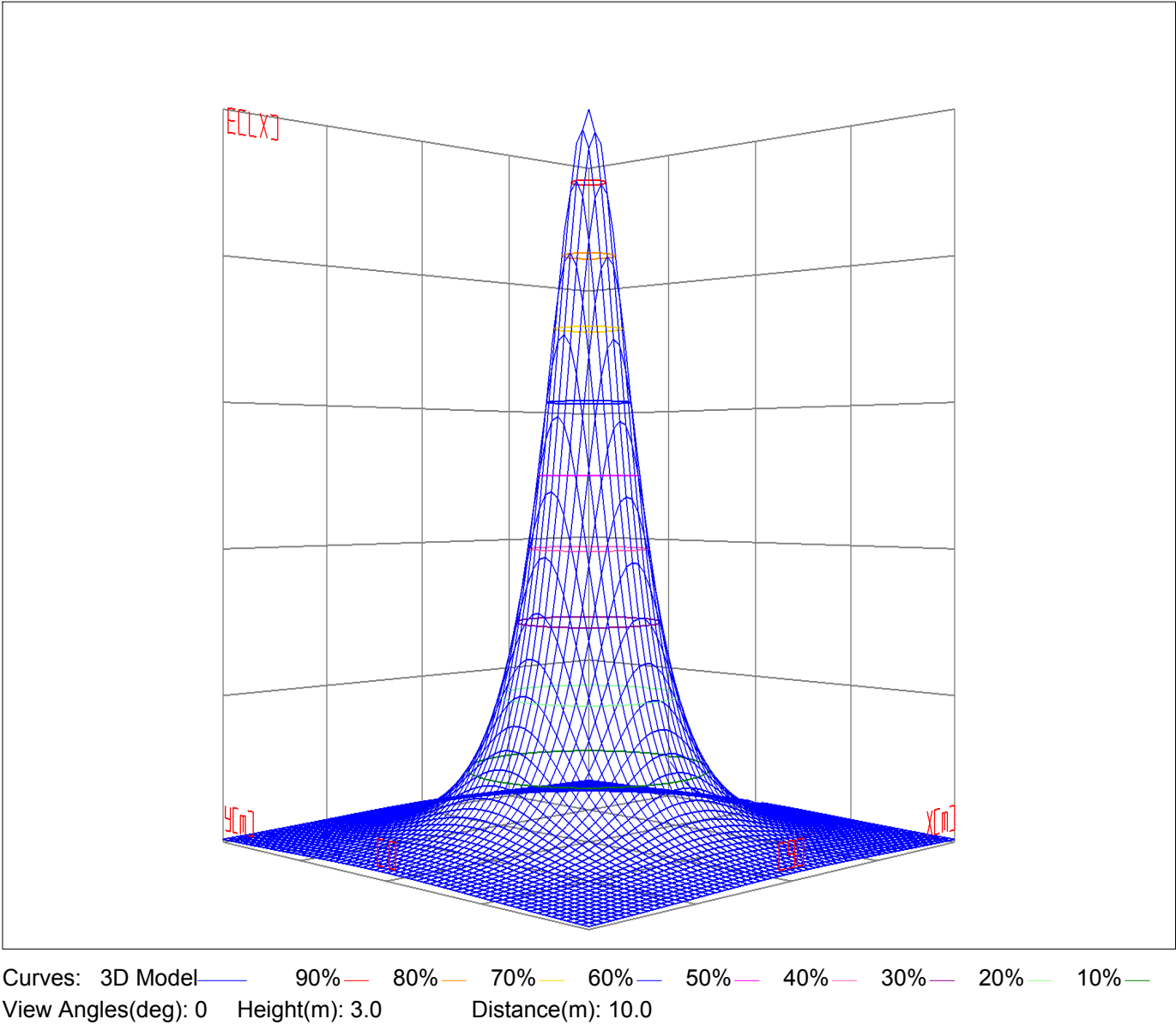
Working Plane Maximum Illuminance(lx): 15.26

Working Plane Maximum Illuminance Position(d/h):H0.0 V-0.0

3D Plane ISO Illuminance Diagram

Lum. Name: WL02-09-XX-03 2700K RA90 150D	Lum. Catelog:	Test ID: 01
Lamp Name:	Lamp Catelog: LED	Test Lab: Quality Department
Manufacture: Shenzhen Norming Lightin	Test Machine:GON-2000	Test Date: 2022/02/21

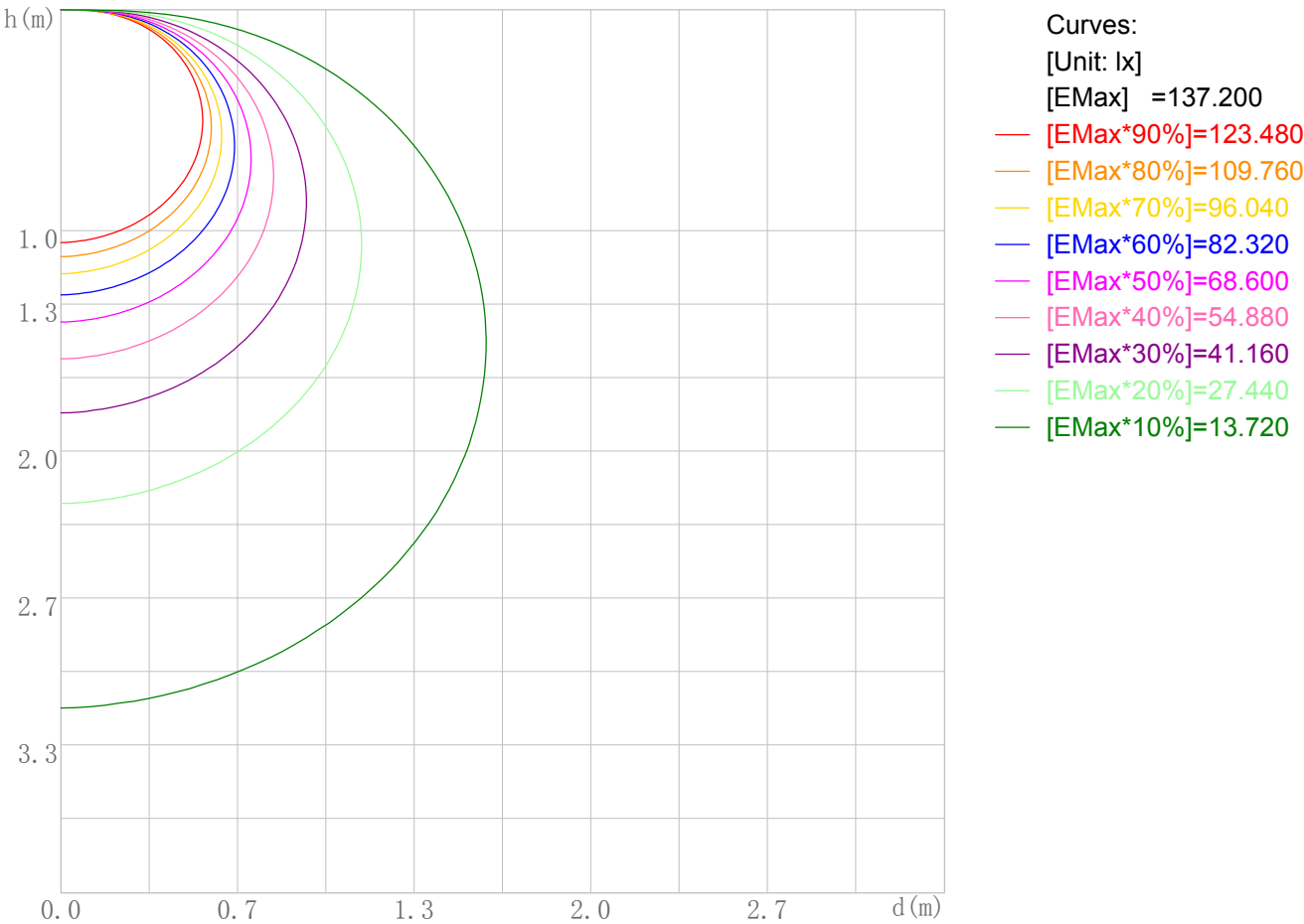
3D Plane Illuminance Modal



Space ISO Illuminance Diagram

Lum. Name: WL02-09-XX-03 2700K RA90 150D	Lum. Catalog:	Test ID: 01
Lamp Name:	Lamp Catalog: LED	Test Lab: Quality Department
Manufacture: Shenzhen Norming Lightin	Test Machine:GON-2000	Test Date: 2022/02/21

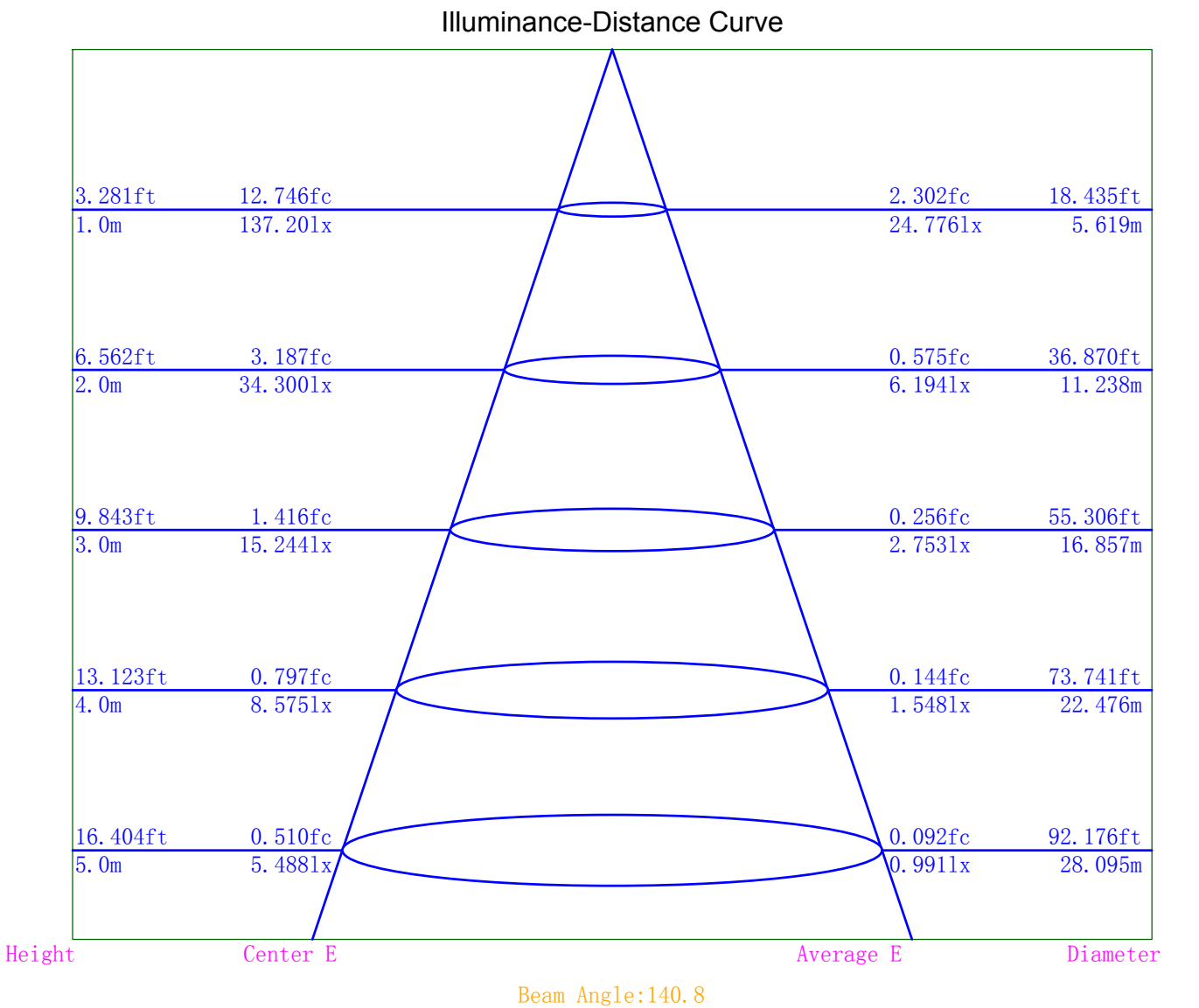
Space ISO Illuminance Curve



Space Plane Maximum Illuminance and @Angle:137.20lx,0.0deg
Plane Maximum Lighting Intensity and @Angle:137.200cd,0deg

Illuminance-Distance Diagram

Lum. Name: WL02-09-XX-03 2700K RA90 150D	Lum. Catelog:	Test ID: 01
Lamp Name:	Lamp Catelog: LED	Test Lab: Quality Department
Manufacture: Shenzhen Norming Lightin	Test Machine:GON-2000	Test Date: 2022/02/21



Indoor Luminance Limiting Curves

Lum. Name: WL02-09-XX-03 2700K RA90 150D	Lum. Catalog:	Test ID: 01
Lamp Name:	Lamp Catalog: LED	Test Lab: Quality Department
Manufacture: Shenzhen Norming Lightin	Test Machine:GON-2000	Test Date: 2022/02/21

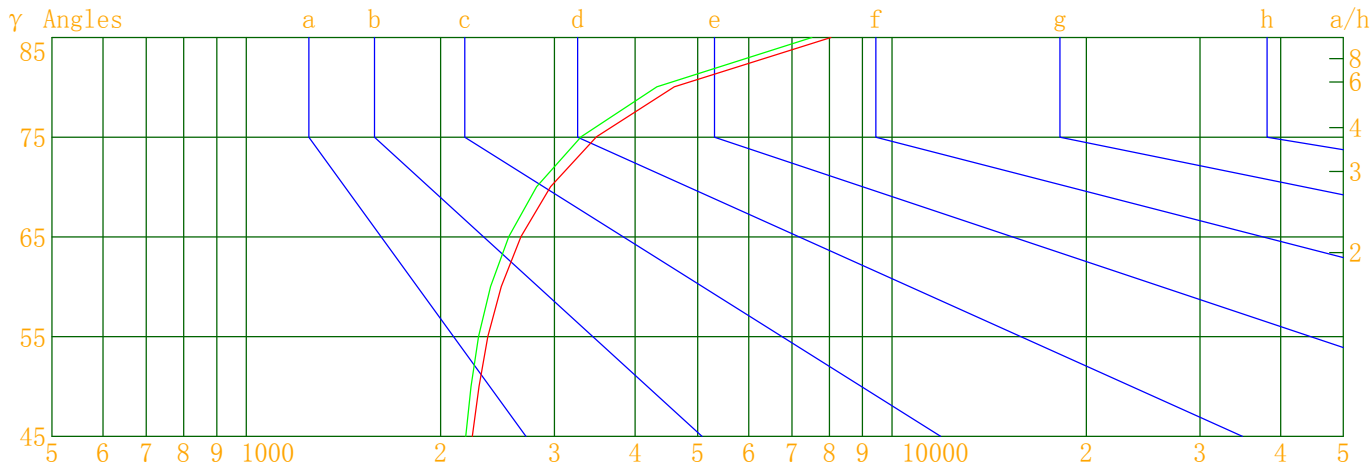
Glare Grade Table

GI	Quality	Using Illuminance							
1.15	A	2000	1000	500	<=300				
1.5	B		2000	1000	500	<=300			
1.85	C			2000	1000	500	<=300		
2.2	D				2000	1000	500	<=300	
2.55	E	a				2000	1000	500	<=300
			b	c	d	e	f	g	h

Luminance Table

Gama(deg)	45	50	55	60	65	70	75	80	85
C0	2239	2292	2366	2483	2664	2959	3486	4601	8042
C90	2187	2228	2290	2390	2550	2817	3300	4325	7513

Luminance Limiting Curve



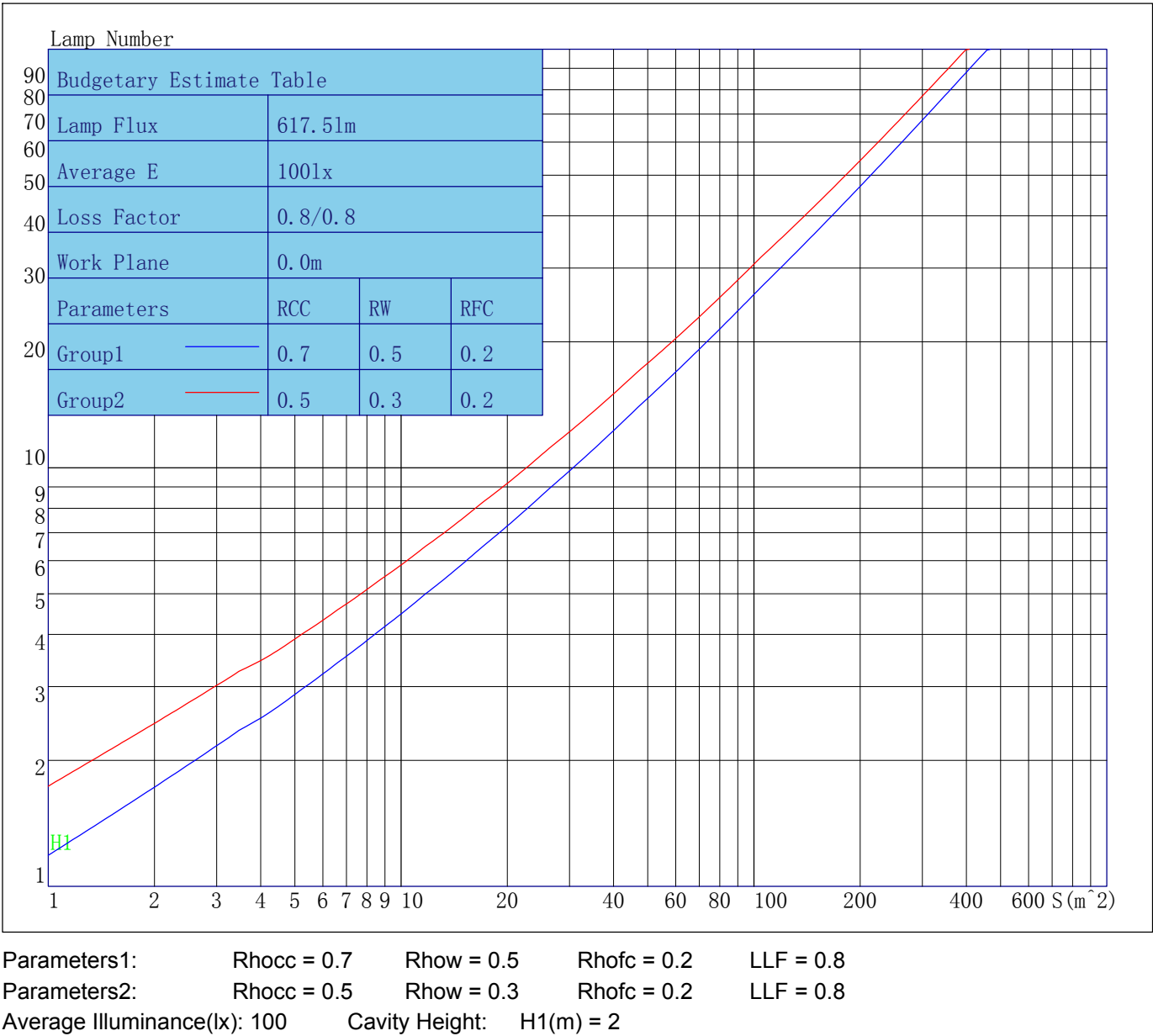
Luminous Size: Length(m)=0.000 Width(m)=-0.100 Height(m)=-0.100 Area(m^2)=0.062832

Luminous Type: Without Luminous Side

Luminous Curves: C0-C180 Color: C90-C270 Color:

Indoor Budgetary Estimate Table

Lum. Name: WL02-09-XX-03 2700K RA90 150D	Lum. Catalog:	Test ID: 01
Lamp Name:	Lamp Catalog: LED	Test Lab: Quality Department
Manufacture: Shenzhen Norming Lightin	Test Machine:GON-2000	Test Date: 2022/02/21



Indoor Coefficient of Utilization Table

Lum. Name: WL02-09-XX-03 2700K RA90 150D	Lum. Catelog:	Test ID: 01
Lamp Name:	Lamp Catelog: LED	Test Lab: Quality Department
Manufacture: Shenzhen Norming Lightin	Test Machine:GON-2000	Test Date: 2022/02/21

Coefficients of Utilization - Zonal Cavity Method																		
Coef.	Effective Floor Cavity Reflectance RFC=0.20																	
RhoCC (%)	80				70				50			30			10			0
RhoW (%)	70	50	30	10	70	50	30	10	50	30	10	50	30	10	50	30	10	0
RCR	Coefficient of Utilization(%)																	
0	116	116	116	116	112	112	112	112	104	104	104	97	97	97	90	90	90	87
1	102	96	90	85	98	92	87	83	85	81	78	79	76	73	74	71	68	65
2	92	82	74	67	87	79	71	65	73	67	61	67	62	58	63	58	55	52
3	83	71	61	54	79	68	60	53	63	56	50	59	53	47	54	49	45	42
4	75	62	52	45	72	60	51	44	55	48	42	52	45	40	48	42	38	35
5	69	55	45	38	66	53	44	37	49	42	36	46	39	34	43	37	32	30
6	63	49	40	33	61	48	39	32	44	37	31	41	35	29	39	33	28	26
7	59	44	35	29	56	43	34	28	40	33	27	38	31	26	35	29	25	22
8	54	40	31	25	52	39	31	25	37	29	24	34	28	23	32	26	22	20
9	51	37	28	23	49	36	28	22	34	26	21	32	25	21	30	24	20	18
10	48	34	26	20	46	33	25	20	31	24	19	29	23	19	28	22	18	16

Unified Glare Rating Table

Lum. Name: WL02-09-XX-03 2700K RA90 150D	Lum. Catelog:	Test ID: 01
Lamp Name:	Lamp Catelog: LED	Test Lab: Quality Department
Manufacture: Shenzhen Norming Lightin	Test Machine:GON-2000	Test Date: 2022/02/21

Unified Glare Rating Table

Ceiling RCC	0.70	0.70	0.50	0.50	0.30	0.70	0.70	0.50	0.50	0.30
Wall RW	0.50	0.30	0.50	0.30	0.30	0.50	0.30	0.50	0.30	0.30
Floor RFC	0.20	0.20	0.20	0.20	0.20	0.20	0.20	0.20	0.20	0.20
Room Size	Vewed crosswise					Vewed endwise				
X=2H Y=2H	14.2	15.6	14.7	16.2	16.8	14.0	15.5	14.5	16.0	16.7
	16.6	17.9	17.1	18.5	19.2	16.4	17.7	16.9	18.3	18.9
	17.9	19.2	18.5	19.8	20.4	17.6	18.9	18.2	19.5	20.2
	19.3	20.5	19.9	21.1	21.8	19.0	20.2	19.6	20.8	21.5
	20.1	21.3	20.7	21.9	22.6	19.8	21.0	20.4	21.6	22.3
	21.0	22.1	21.6	22.7	23.5	20.7	21.8	21.3	22.4	23.1
X=4H Y=2H	15.2	16.5	15.7	17.0	17.7	15.0	16.3	15.6	16.9	17.6
	17.8	18.9	18.4	19.6	20.2	17.6	18.7	18.2	19.4	20.0
	19.3	20.3	19.9	20.9	21.7	19.0	20.1	19.7	20.7	21.4
	20.9	21.8	21.5	22.5	23.2	20.6	21.5	21.2	22.2	22.9
	21.8	22.7	22.4	23.3	24.0	21.5	22.4	22.1	23.0	23.7
	22.8	23.6	23.4	24.3	25.0	22.5	23.3	23.1	23.9	24.7
X=8H Y=4H	20.0	20.8	20.6	21.5	22.2	19.8	20.6	20.4	21.3	22.0
	21.8	22.6	22.5	23.3	24.2	21.6	22.3	22.3	23.0	23.9
	22.9	23.6	23.6	24.3	25.0	22.6	23.3	23.3	24.0	24.8
	24.1	24.8	24.8	25.4	26.3	23.8	24.4	24.5	25.1	26.0
X=12H Y=4H	20.1	20.9	20.8	21.6	22.4	19.9	20.7	20.6	21.4	22.2
	22.1	22.8	22.8	23.5	24.3	21.9	22.6	22.6	23.2	24.1
	23.3	23.9	24.0	24.6	25.4	23.1	23.7	23.7	24.4	25.2
Variations with the objerver position at spacings										
S=1.0H	0.1/-0.1					0.1/-0.1				
S=1.5H	0.1/-0.2					0.1/-0.2				
S=2.0H	0.1/-0.1					0.1/-0.1				
Reduced UGR Table:										
Nordic Standard Table:	BK0					BK0				
Correction Value	5.7					5.6				

o the CIE Pub.117, data has been corrected, refers to the lamp’s lumens 8.2flm.

IES Indoor Report

Photometric Filename:WL02-09-XX-03 2700K RA90 150D.IES

Candela Tabulation

V/H	C0.0	C90.0	C180.0	C270.0
γ 0.0	137.20	137.20	137.20	137.20
γ 1.0	137.13	136.67	137.41	137.05
γ 2.0	136.98	136.47	137.46	137.13
γ 3.0	136.74	136.10	137.42	137.21
γ 4.0	136.26	135.96	137.58	137.31
γ 5.0	136.17	135.57	137.53	137.16
γ 6.0	135.79	135.21	137.46	137.12
γ 7.0	135.37	134.91	137.36	136.99
γ 8.0	134.96	134.47	137.20	137.01
γ 9.0	134.61	133.88	137.08	136.83
γ 10.0	133.98	133.46	136.87	136.62
γ 11.0	133.54	132.95	136.63	136.39
γ 12.0	132.95	132.37	136.35	136.16
γ 13.0	132.38	131.63	135.98	135.77
γ 14.0	131.80	131.16	135.65	135.46
γ 15.0	131.18	130.51	135.34	135.10
γ 16.0	130.60	129.67	134.98	134.81
γ 17.0	129.82	129.02	134.38	134.32
γ 18.0	129.08	128.21	134.03	133.78
γ 19.0	128.20	127.42	133.45	133.33
γ 20.0	127.60	126.56	132.84	132.87
γ 21.0	126.66	125.77	132.40	132.21
γ 22.0	125.76	124.91	131.79	131.71
γ 23.0	124.95	123.85	131.04	130.97
γ 24.0	124.01	122.83	130.31	130.41
γ 25.0	123.16	121.98	129.63	129.72
γ 26.0	122.18	120.90	128.94	128.92
γ 27.0	121.18	119.89	128.15	128.10
γ 28.0	120.10	118.82	127.46	127.33
γ 29.0	119.07	117.75	126.67	126.57
γ 30.0	118.04	116.55	125.77	125.71
γ 31.0	117.04	115.45	124.90	124.85
γ 32.0	115.98	114.28	124.00	123.95
γ 33.0	114.67	113.14	123.08	122.94
γ 34.0	113.60	111.91	122.07	122.04
γ 35.0	112.40	110.74	121.21	121.18
γ 36.0	111.15	109.36	120.08	120.12
γ 37.0	110.03	108.14	119.03	119.03
γ 38.0	108.85	106.88	118.05	117.97
γ 39.0	107.42	105.53	116.99	116.94
γ 40.0	106.17	104.19	115.85	115.88
γ 41.0	104.84	102.78	114.74	114.78
γ 42.0	103.50	101.35	113.63	113.60
γ 43.0	102.20	99.99	112.40	112.39
γ 44.0	100.90	98.66	111.24	111.24
γ 45.0	99.47	97.17	110.05	109.99
γ 46.0	98.15	95.78	108.87	108.91

Candela Tabulation - (Cont.)

V/H	C0.0	C90.0	C180.0	C270.0
γ 47.0	96.80	94.39	107.69	107.61
γ 48.0	95.33	92.88	106.34	106.36
γ 49.0	93.99	91.41	105.06	105.19
γ 50.0	92.59	90.00	103.75	103.83
γ 51.0	91.09	88.51	102.43	102.46
γ 52.0	89.64	87.03	101.18	101.30
γ 53.0	88.15	85.51	99.76	99.90
γ 54.0	86.65	83.98	98.25	98.46
γ 55.0	85.27	82.52	96.91	97.08
γ 56.0	83.83	80.99	95.60	95.91
γ 57.0	82.39	79.54	94.22	94.44
γ 58.0	80.91	78.05	92.68	93.06
γ 59.0	79.45	76.62	91.30	91.66
γ 60.0	78.00	75.08	89.82	90.18
γ 61.0	76.49	73.61	88.41	88.92
γ 62.0	75.08	72.14	86.89	87.47
γ 63.0	73.59	70.67	85.45	86.02
γ 64.0	72.17	69.20	83.97	84.64
γ 65.0	70.73	67.70	82.56	83.17
γ 66.0	69.32	66.18	81.14	81.73
γ 67.0	67.87	64.72	79.65	80.38
γ 68.0	66.43	63.37	78.14	78.97
γ 69.0	65.04	61.91	76.70	77.43
γ 70.0	63.59	60.53	75.24	76.01
γ 71.0	62.16	59.15	73.74	74.62
γ 72.0	60.75	57.79	72.29	73.22
γ 73.0	59.38	56.42	70.81	71.80
γ 74.0	58.06	55.03	69.44	70.29
γ 75.0	56.70	53.66	68.00	68.89
γ 76.0	55.41	52.37	66.61	67.47
γ 77.0	54.05	51.06	65.08	66.11
γ 78.0	52.71	49.69	63.63	64.78
γ 79.0	51.43	48.47	62.18	63.40
γ 80.0	50.21	47.19	60.78	61.95
γ 81.0	48.86	45.93	59.38	60.53
γ 82.0	47.64	44.76	58.01	59.22
γ 83.0	46.42	43.53	56.62	57.90
γ 84.0	45.19	42.33	55.27	56.54
γ 85.0	44.04	41.14	53.91	55.20
γ 86.0	42.88	39.97	52.55	53.87
γ 87.0	41.71	38.80	51.28	52.58
γ 88.0	40.58	37.68	49.93	51.31
γ 89.0	39.41	36.57	48.71	50.04
γ 90.0	38.27	35.43	47.36	48.78
γ 91.0	37.17	34.35	46.14	47.53
γ 92.0	36.06	33.25	44.87	46.32
γ 93.0	35.05	32.19	43.71	45.14

IES Indoor Report

Photometric Filename:WL02-09-XX-03 2700K RA90 150D.IES

Candela Tabulation - (Cont.)

V/H	C0.0	C90.0	C180.0	C270.0
γ 94.0	33.98	31.15	42.57	43.97
γ 95.0	32.89	30.12	41.35	42.86
γ 96.0	31.85	29.06	40.20	41.66
γ 97.0	30.84	27.94	39.03	40.54
γ 98.0	29.86	26.84	37.89	39.41
γ 99.0	28.87	25.73	36.78	38.29
γ 100.0	27.91	24.65	35.68	37.20
γ 101.0	26.97	23.51	34.58	36.10
γ 102.0	26.03	21.93	33.52	35.05
γ 103.0	25.15	19.57	32.46	34.00
γ 104.0	24.25	13.53	31.43	32.99
γ 105.0	23.38	6.33	30.40	31.95
γ 106.0	22.42	3.54	29.42	30.97
γ 107.0	20.65	3.14	28.44	30.01
γ 108.0	17.03	3.12	27.51	29.03
γ 109.0	12.00	3.08	26.54	28.00
γ 110.0	8.49	2.41	25.60	26.96
γ 111.0	5.96	1.91	24.69	25.93
γ 112.0	5.16	1.78	23.77	24.94
γ 113.0	5.47	1.64	22.90	23.89
γ 114.0	6.47	1.52	22.03	21.25
γ 115.0	7.28	1.39	21.16	14.25
γ 116.0	7.47	1.27	20.33	6.18
γ 117.0	7.15	1.15	19.52	3.94
γ 118.0	6.86	1.04	17.69	4.02
γ 119.0	6.96	0.94	13.40	4.83
γ 120.0	7.47	0.83	7.31	5.23
γ 121.0	7.63	0.69	3.86	4.22
γ 122.0	7.26	0.58	3.05	3.27
γ 123.0	6.80	0.49	3.33	2.55
γ 124.0	6.34	0.37	4.37	2.16
γ 125.0	5.86	0.25	5.47	2.00
γ 126.0	5.37	0.07	5.79	1.86
γ 127.0	4.86	0.00	5.49	1.72
γ 128.0	4.34	0.00	5.22	1.60
γ 129.0	3.80	0.00	5.13	1.47
γ 130.0	3.29	0.00	5.64	1.34
γ 131.0	2.75	0.00	6.17	1.22
γ 132.0	2.23	0.00	5.93	1.11
γ 133.0	1.73	0.00	5.49	0.98
γ 134.0	1.28	0.00	5.07	0.86
γ 135.0	0.86	0.00	4.61	0.72
γ 136.0	0.47	0.00	4.15	0.54
γ 137.0	0.16	0.00	3.69	0.34
γ 138.0	0.00	0.00	3.21	0.12
γ 139.0	0.00	0.00	2.72	0.03
γ 140.0	0.00	0.00	2.23	0.12

Candela Tabulation - (Cont.)

V/H	C0.0	C90.0	C180.0	C270.0
γ 141.0	0.00	0.00	1.75	0.09
γ 142.0	0.00	0.00	1.28	0.00
γ 143.0	0.00	0.00	0.84	0.00
γ 144.0	0.00	0.00	0.41	0.00
γ 145.0	0.00	0.00	0.03	0.00
γ 146.0	0.00	0.00	0.00	0.00
γ 147.0	0.00	0.00	0.00	0.00
γ 148.0	0.00	0.00	0.00	0.00
γ 149.0	0.00	0.00	0.00	0.00
γ 150.0	0.00	0.00	0.00	0.00
γ 151.0	0.00	0.00	0.00	0.00
γ 152.0	0.00	0.00	0.00	0.00
γ 153.0	0.00	0.00	0.00	0.00
γ 154.0	0.00	0.00	0.00	0.00
γ 155.0	0.00	0.00	0.00	0.00
γ 156.0	0.00	0.00	0.00	0.00
γ 157.0	0.00	0.00	0.00	0.00
γ 158.0	0.00	0.00	0.00	0.00
γ 159.0	0.00	0.00	0.00	0.00
γ 160.0	0.00	0.00	0.00	0.00
γ 161.0	0.00	0.00	0.00	0.00
γ 162.0	0.00	0.00	0.00	0.00
γ 163.0	0.00	0.00	0.00	0.00
γ 164.0	0.00	0.00	0.00	0.00
γ 165.0	0.00	0.00	0.00	0.00
γ 166.0	0.00	0.00	0.00	0.00
γ 167.0	0.00	0.00	0.00	0.00
γ 168.0	0.00	0.00	0.00	0.00
γ 169.0	0.00	0.00	0.00	0.00
γ 170.0	0.00	0.00	0.00	0.00
γ 171.0	0.00	0.00	0.00	0.00
γ 172.0	0.00	0.00	0.00	0.00
γ 173.0	0.00	0.00	0.00	0.00
γ 174.0	0.00	0.00	0.00	0.00
γ 175.0	0.00	0.00	0.00	0.00
γ 176.0	0.00	0.00	0.00	0.00
γ 177.0	0.00	0.00	0.00	0.00
γ 178.0	0.00	0.00	0.00	0.00
γ 179.0	0.00	0.00	0.00	0.00
γ 180.0	0.00	0.00	0.00	0.00